Central Government debt (Monthly bulletin) October 2026[1]

Sovereign rating to Republic of Moldova:

- ✓ Moody's: B2 stabile outlook
- ✓ Fitch Ratings Ltd: B+ stabile outlook
- ✓ S&P Global Ratings: BB-/B stabile outlook

Risk parameters established in the Program "Medium-Term Debt Management (2026-2028)" approved by Government Decision no. 838/2025

	Benchmark	As of October 31, 2026
Exchange rate risk		
• Share of domestic debt in total debt (% of total)	**min. 35**	39,2
• Share of Central Government debt in a certain foreign currency (% of total)	**max. 50**	43,2
Refinancing risk		
• Share of Central Government debt maturing in 1 year (% of total)	**max. 35**	34,0
• Average time to maturity for central government debt (years)*	**min. 6**	8,1
• GS in circulation on the domestic market maturing in 1 year (% of total)	**max. 90**	95,9
Interest rate risk		
• Share of Central Government Debt with variable interest rate (% of total)**	**max. 60**	64,0

**It does not include the DST allocation instrument, as it does not provide for repayment of the principal amount and will not be refinanced*

***For the purpose of this calculations, domestic central government debt with maturity of up to one year and fixed interest rate is considered as debt with floating interest rate*

Central Government Debt Outstanding and ratio to GDP

As of October 31, 2026 the central government debt stock amounted 153 379,9 mill. MDL, at nominal value, higher by 20 602,9 mill. MDL compared to the end of 2025

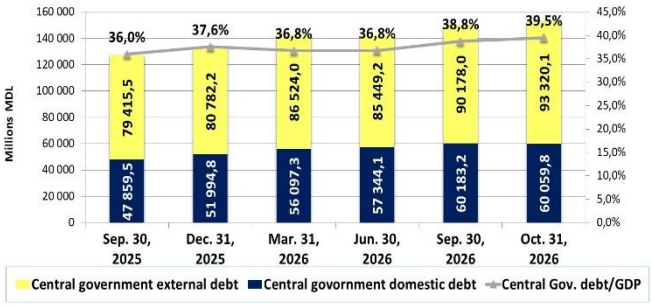

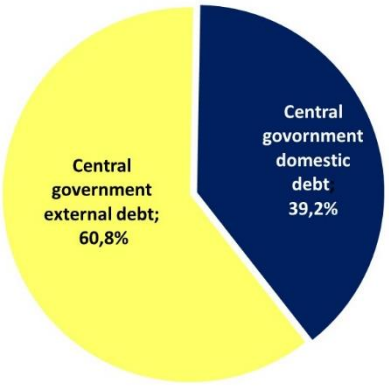

GDP for 2025 year (semi-final data) 353 520,9 mill. MDL
GDP forecast for 2026 year: 388 000,0 mill. MDL

Structure of Central Government Debt by instruments

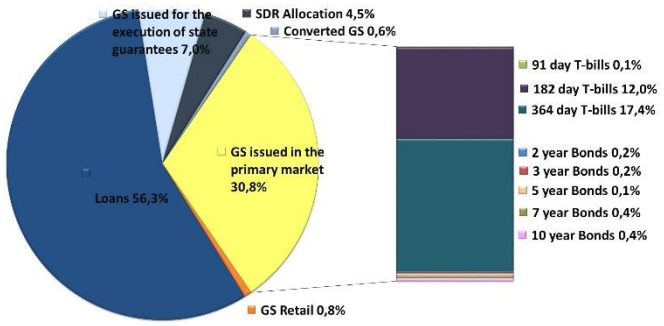

CG Debt service (interest payments and commissions) (cumulative from the beginning of the year)

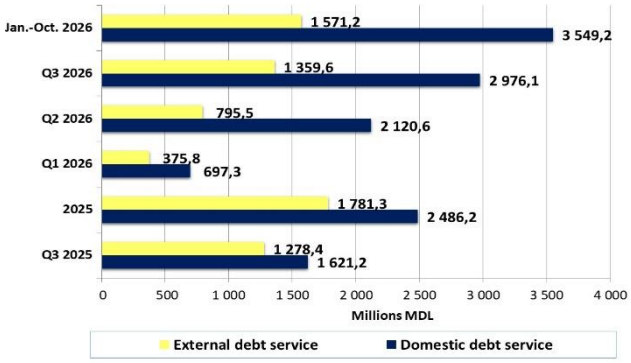

Structure of Central Government Debt by currency

(including SDR)

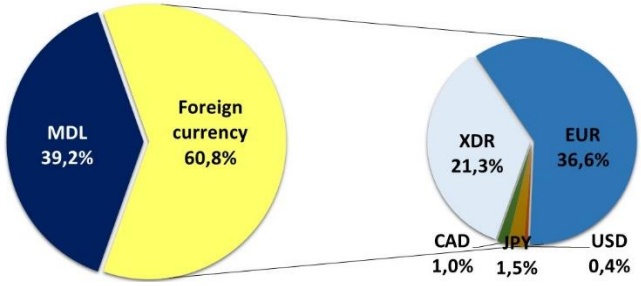

(SDR split-up)

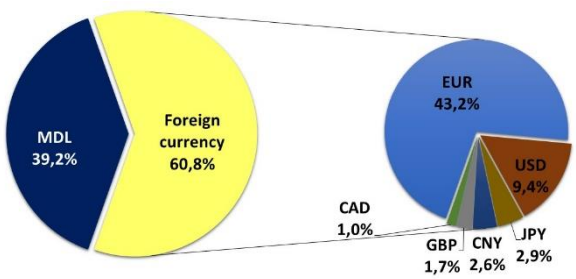

Net Financing (domestic and external), monthly data series

Mil. MDL	Inflows of financing sources	Redemption	Net financing
Oct.'25	3 787,6	-3 161,2	626,4
Nov.'25	4 662,2	-4 002,3	659,9
Dec.'25	7 495,0	-4 055,8	3 439,2
Jan.'26	4 864,1	-3 239,1	1 625,1
Feb.'26	4 156,4	-2 638,9	1 517,5
Mar.'26	7 996,5	-4 238,9	3 757,6
Apr.'26	5 016,4	-4 808,6	207,9
May.'26	6 560,0	-5 491,0	1 069,0
Jun.'26	5 768,2	-6 495,5	-727,3
Jul.'26	4 762,7	-4 428,1	334,6
Aug.'26	8 992,3	-4 176,5	4 815,8
Sep.'26	5 910,5	-4 092,1	1 818,4
Oct.'26	7 658,0	-5 017,5	2 640,5

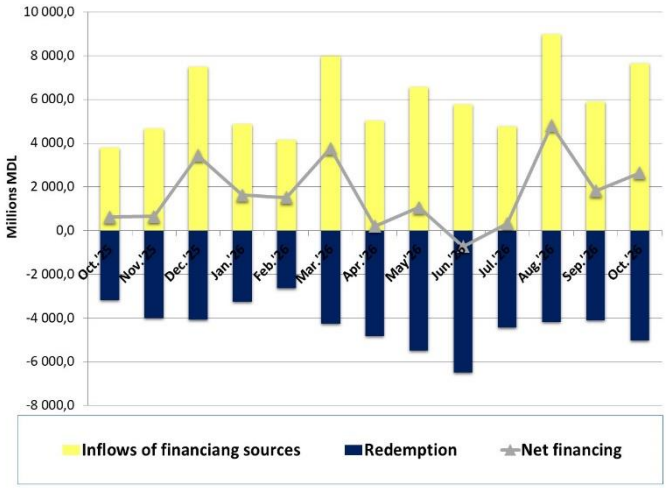

Profile of central government debt repayments in national currency and foreign currency over 20 years, as of October 31, 2026 (mill. lei)

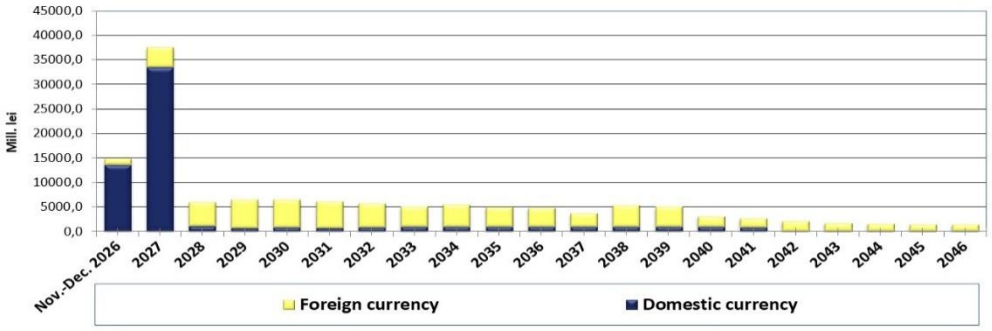

CENTRAL GOVERNMENT EXTERNAL DEBT

Structure of CG External Debt by instruments

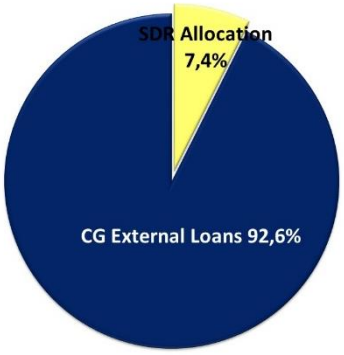

Structure of CG External Debt by creditors



Structure of Central Government External Debt by types of interest rate

Mil. USD As of end	CG Ext. Fixed Rate Debt	% of total	CG Ext. Floating Rate Debt	% of total	Total
Sep. 30, 2025	2 430,6	51,2%	2 315,7	48,8%	4 746,3
Dec. 31, 2025	2 418,5	50,3%	2 392,1	49,7%	4 810,6
Mar. 31, 2026	2 365,6	48,3%	2 536,8	51,7%	4 902,5
June 30, 2026	2 326,2	48,1%	2 510,5	51,9%	4 836,7
Sep. 30, 2026	2 310,1	45,5%	2 768,2	54,5%	5 078,3
Oct. 30, 2026	2 273,7	43,9%	2 900,3	56,1%	5 174,0

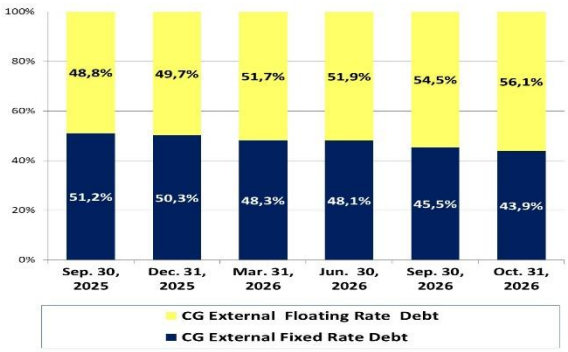

Central Government External Debt with fixed interest rate

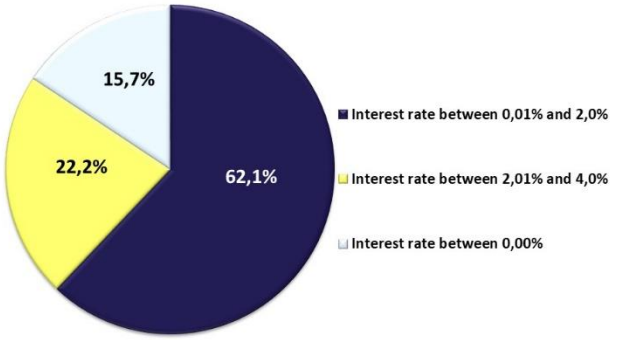

Evolution of the monthly average EURIBOR 6-months and TORF 6-months rates[2]

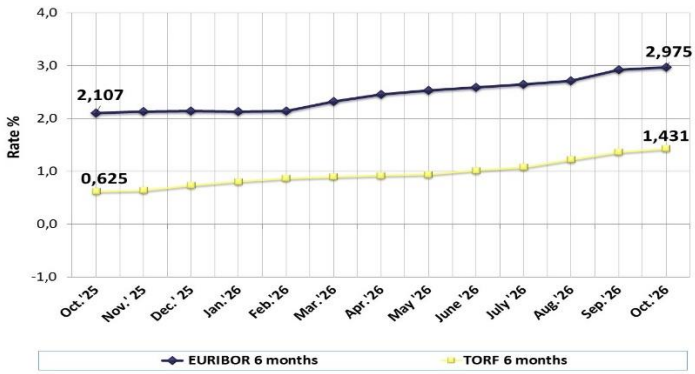

CENTRAL GOVERNMENT DOMESTIC DEBT

Structure of Central Government Domestic Debt by instruments

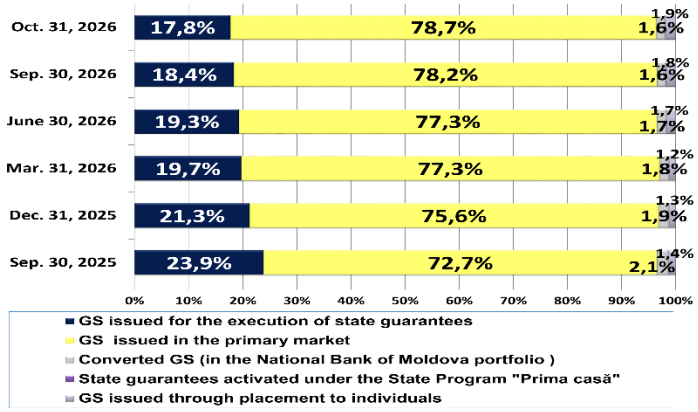

Maturity structure of Government securities in circulation in the domestic market

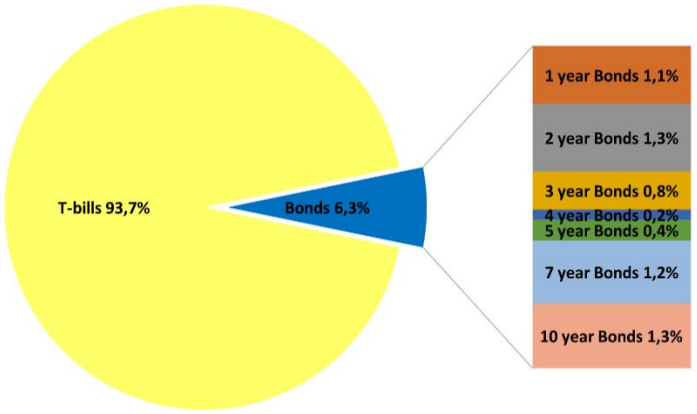

Structure by type of investor of Government securities issued in the domestic market as of October 31, 2026

- ✓ Banking sector: primary dealers.
- ✓ Non-banking sector: national and international investors who purchase GS issued on the primary market exclusively through primary dealers. Also, individuals who are citizens of the Republic of Moldova, purchasing GS through primary dealers or directly on the eVMS platform.

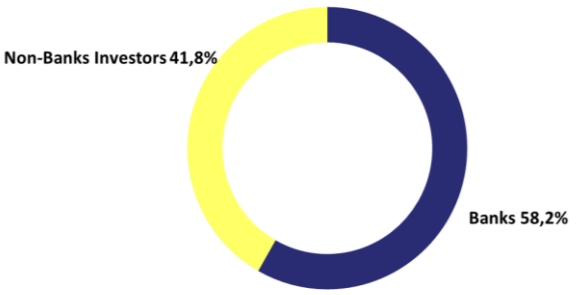

GS held by non-resident investors constituted 0,04% of total GS in circulation.

Source: Central Securities Depositor

Structure by type of investor of Government securities traded in the domestic market

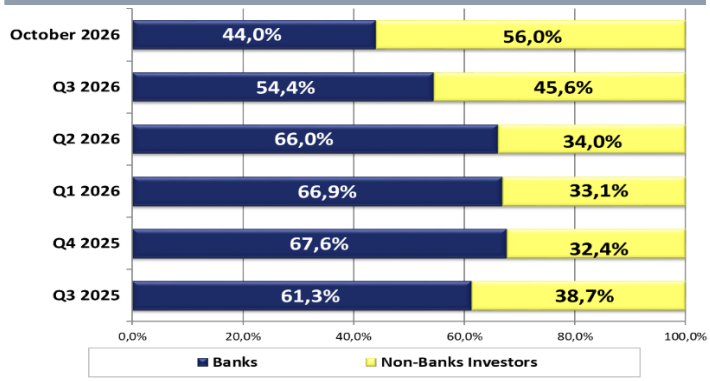

Bid-to-cover ratio for the Government securities traded in the domestic market

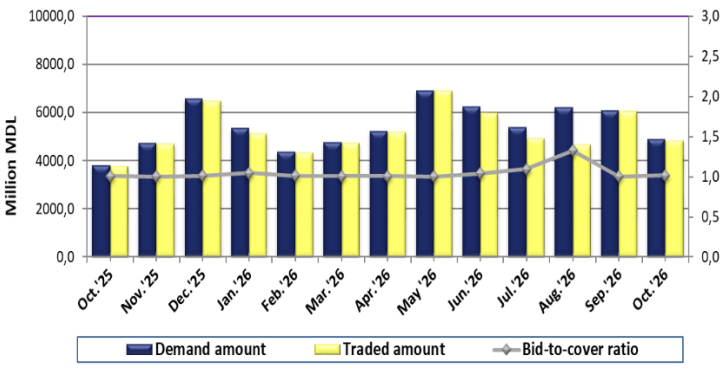

Results of the traded T-bills in the primary market at the auctions (October 2025 – October 2026)[3]

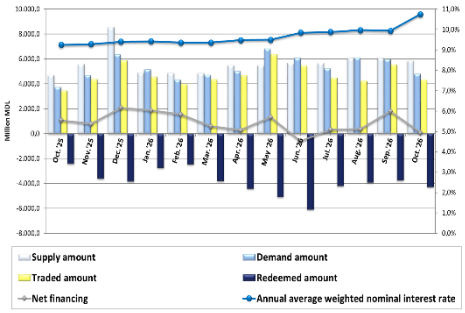

Results of the traded 1 Y Gov. Bonds (Fix. int. rate) issued through the eVMS platform (October 2025 – October 2026)

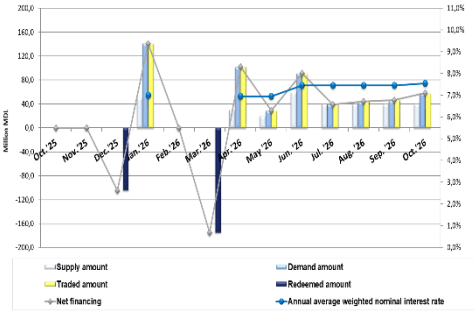

Results of the traded 2 Y Gov. Bonds (Fix. int. rate) in the primary market at the auctions and through the eVMS platform (October 2025 – October 2026)

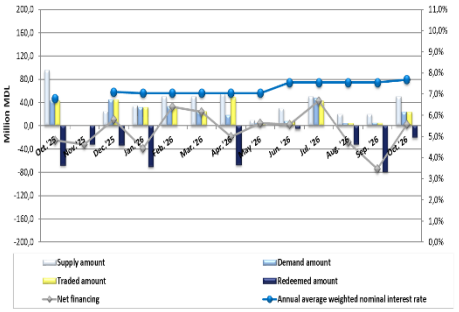

Results of the traded 3 Y Gov. Bonds (Fix. int. rate) in the primary market at the auctions and through the eVMS platform (October 2025 – October 2026)

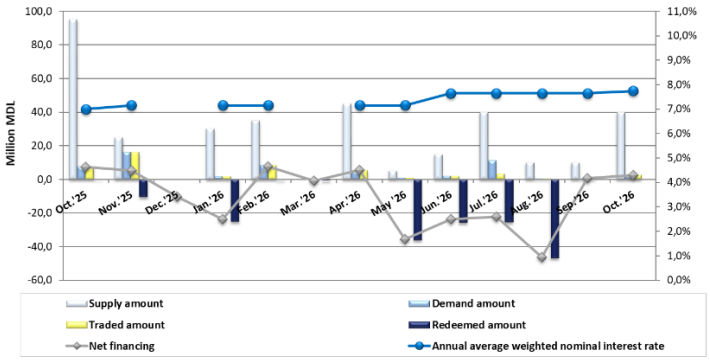

Results of the traded 4 Y Gov. Bonds (Fix. int. rate) issued through the eVMS platform (October 2025 – October 2026)

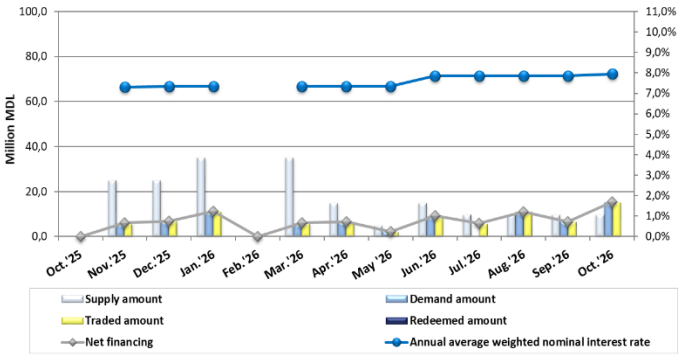

Evolution of the annual average weighted nominal interest rate of the Government securities traded on the domestic market during (October 2025 – October 2026)

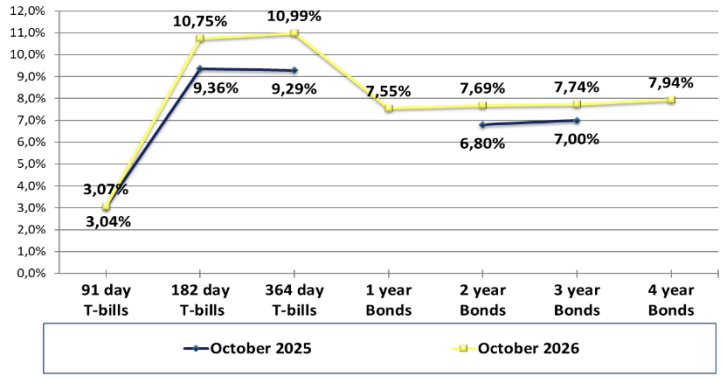

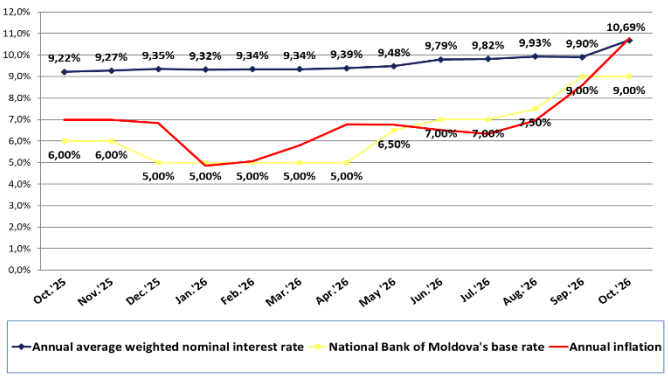

Ministry of Finance of Republic of Moldova
Public Sector Debt General Directorate
Postal adress: MD-2005, mun. Chișinău, str. Constantin Tănase, 7
www.mf.gov.md, tel. 0 (22) 26-27-80

[1]Details may not sum up to totals due to rounding.
[2]Source: Bloomberg.
[3] The Results of the traded T-bills in the primary market at the auctions (October 2025 – October 2026) graphic shows the supply and demand amount at their nominal value. Traded amount, redeemed amount and net financing are presented at the purchase price.
****Report on State Guarantees: https://mf.gov.md/ro/datoria-sectorului-public/garan%C8%9Biile-de-stat*